

# CLEAR THOUGHTS

Clear Vision Facilities Management  
877-912-5327  
service@clearvisionfm.com

Page 1

Volume 1, Issue 3

August 2007

## Inside this issue:

Get A Grip!	1
Drive Thru Tips	1
YMCA?	2
Doors Under Pressure?	2
Amsec Safe Reminders	2

## Trivia Challenge

1) Which TV Superhero could be summoned for help by a searchlight or special phone?

A. Superman; B. Flash Gordon; C. Batman; D. Wonder Woman; E. Spider-Man

2) Who was the communications officer on the original Star Trek Enterprise?

A. Sulu; B. Scotty; C. Chekov; D. McCoy; E. Uhura

3) Which California Valley is known as the 'Salad Bowl' of the nation?

A. San Fernando; B. Salinas; C. San Bernardino; D. Mill; E. Death

4) The shortest Nine-Inning game in Major League history lasted how many minutes?

A. 29; B. 34; C. 46; D. 51; E. 85

5) LOGORRHEA is excessive:

A. Eating; B. Sleeping; C. Growth; D. Feeling; E. Talking

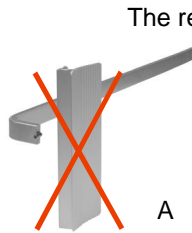
(Answers on page 2)

## Get a Grip !

### Accessible Door Handles

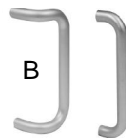


Another item under scrutiny lately are door handles. Persons with disabilities experience difficulty in using the "elephant ear" pull handle on commercial doors. The ADA and Title 24 clearly state that the pull-handle must be "graspable." In other words, persons with limited hand and finger mobility can not grasp the smooth surface of the pull-handle pictured below.



A  
as accessible.

The requirement for an accessible pull handle on a commercial door throughout the United State is one that requires no tight grasping, pinching, or twisting of the wrist to operate. In this picture, this style of pull handle offers no easy "hook" grasp ability. Recently, there has been a rash of complaints by the disabled community and turn-downs by building inspectors due to the installation of non-complying pull hardware. This type of handle requires finger strength to hold onto the handle and consequently is not accepted




B

The following hardware designs are accessible.

The tube type handle ("B" shown here) may be right angle offset or straight out from the door style.

This variation ("C" shown right) utilizes an extruded shaped bar stock handle.

Each of these styles offers ease of grasp for the elderly and persons with diminished upper body, arm, or hand strength.



C

### Drive Thru Window Maintenance Tips:

Many stores have drive thru windows that need maintenance attention, just like your front doors.

Here are a few things your stores can do themselves to prolong the life of the window and improve performance.

- Check the sill (bottom track/frame) for foreign material and/or syrup. (Anything that might cause the window to bind up and not operate smoothly.)
- Before servicing or cleaning the unit, switch the power off at the mechanical switch near the unit. Use warm soapy water or carbonated water to clean the sill.
- Follow all safety procedures. Do not attempt to adjust the sensors or lubricate the motor assembly.
- Have unit inspected and serviced at least once a year by a qualified technician.

## YMCA?



Unwanted Guests?

Are you having problem with unwanted people using your restrooms as showers??

We have a solution for you. Try the Trilogy T2 Electronic locks. These are keypad locks that are user friendly. Store partners can change the code as needed, whether weekly, daily or hourly! Partners can give the code to customers yet

change the code easily if unwanted guests have the code.

The lock has a privacy override on the interior to prevent someone else who has the code from entering.

Call Clear Vision FM for additional information.



Don't be pushed by your problems.

Be led by your dreams.

## Doors Under Pressure?

Are your doors staying open a few inches?

With the new ADA requirements of 5 pound pressure on public doors, sometimes it's the pressure inside the store from the air conditioning keeping the doors open. The way to tell is to open another door in the store, a side door or back door. If the front door closes with the pressure released from the "second" door opening, it's typically the air pressure. Sometimes an adjustment to the HVAC will help, sometimes an adjustment to the door closer will help.



"Good judgment comes from experience. And often, experience usually comes from bad judgment."



**Facilities Management, Inc.**  
(877) 912-5327 • FAX (805) 214-7346  
1525 Rancho Conejo Blvd., #207, Newbury Park, CA 91320

Questions? We have Answers (or we'll find them!).

Clear Vision Facilities Management

877-912-5327

service@clearvisionfm.com

Trivia Answers:

- 1) C—Batman
- 2) E—Uhura
- 3) B—Salinas
- 4) D—The Giants Beat the Philly's 6-1 on 9/28/19.
- 5) E—Talking

Everyone has a photographic memory.  
Some just don't have film.

### Amsec Safe Reminders

The ESL20 Electronic Safe Lock has many advanced features. Here are a few things to remember:



- With each keystroke the red lamp on the keypad will flash and a chirp can be heard.
- If four (4) incorrect combinations are entered, the lock will go into a "Penalty Lockout" for 15 minutes. (The red lamp will flash every 5 seconds during this penalty period.) Removing power during this lockout will only re-start the penalty period.
- If at any time during the opening or combination changing the unit is left without input for 10 seconds, it returns to a resting condition. If this occurs during a combination change, the old combination is retained.
- At any time during opening the unit the display will register the first 5 digits into the "memory" that receives input. For example, if you press **C-1-2-3-4-5-7-4-5-2-7-6#** the program recognizes only the C-1-2-3-4-5-6#. The last number pressed continues to replace the one prior until the "#" key is pressed. This is a security feature that allows you to baffle an on-looker that may be trying to memorize your combination. This is the electronic equivalent to a Spy proof dial.



Never mistake knowledge for wisdom. One helps you make a living; the other helps you make a life.